

The Strategy's aim is to invest primarily in equities. This strategy suits clients who focus on maximizing their return on the investment on the one hand and on the other hand accept a higher degree of volatility. Average investment composition: 70% equity and 30% fixed income and money market.

Date: **28.02.2025**
 NAV: **25,09**
 Launch Date: **16.10.2008**
 Ref. curr.: **EUR**

Risk Profile

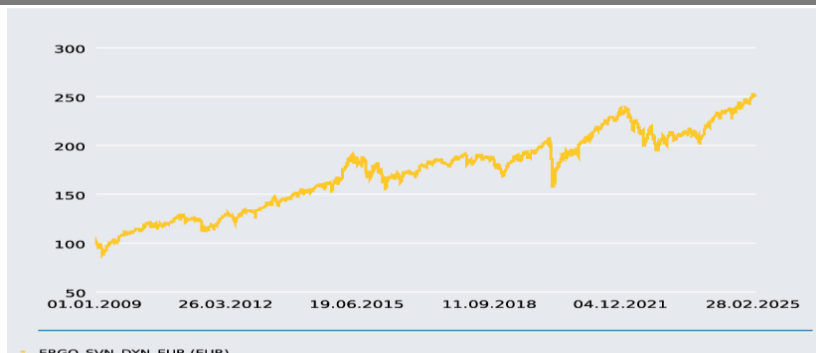


min. risk ○○○○○●●●●● max. risk

Benchmark

MSCI North America	25%
MSCI Pacific	5%
MSCI Europe	40%
JP Morgan Gov Bond EMU	30%

Performance



1 Year	10,29%	5 Years p.a.	5,75%
3 Years p.a.	3,68%	Since Inception p.a.	5,86%

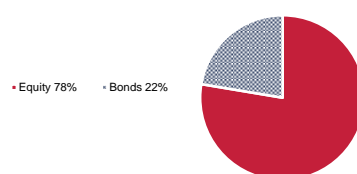
Disclaimer

The past performance shown here is not an indicator of future performance. The Strategy is subject to some investments' risks. The price of Units as well as their income may rise or fall. Changes in interest rates may also produce an increase or a decrease of the value of Units. There is no guarantee that the Strategy meets its objective.

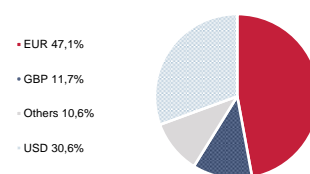
Sub Funds

Amundi Funds Top European Players	24,55%
AMUNDI FUNDS Pioneer US Equity Re	16,61%
Amundi Funds US Pioneer Fund	14,00%
Amundi Funds European Equity Conser	10,74%
AMUNDI FUNDS BOND EURO GOVER	9,88%
Amundi Funds European Equity Value	7,06%
AMUNDI FUNDS EURO AGGREGATE	6,79%
Amundi S.F. - Euro Curve 7-10year	5,73%
AMUNDI FUNDS EQUITY ASIA CONCI	2,70%
Amundi Funds Japan Equity	1,71%
AMUNDI EURO LIQUIDITY SRI	0,09%
AMUNDI EURO LIQUIDITY-RATED SR	0,07%
AMUNDI FUNDS GLOBAL MACRO FO	0,06%
Amundi Funds Euro Alpha Bond	0,01%
SG MONETAIRE PLUS	0,00%
AM MONEY MKT FD SHORT TERM	0,00%
CPR MONETAIRE ISR	0,00%
AMUNDI EURO LIQUIDITY SHORT TE	0,00%

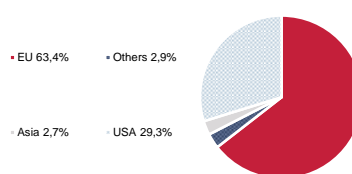
Allocation Equity / Bonds



Currency



Allocation Region



Sectors

Financials	18,61%
Information Technology	16,62%
Industrials	15,24%
Health Care	14,43%
Consumer Discretionary	11,62%
Consumer Staples	8,22%
Telecommunication Services	6,73%
Materials	4,10%
Utilities	2,25%
Energy	2,18%