

The Strategy's aim is to invest a significant part of the assets in government securities and other bonds. This profile fits clients who focus on relative stability, preservation of investment and achieving a modest level of investment appreciation. Average investment composition: 30% equity and 70% fixed income and money market.

Date: **31.03.2025**
 NAV: **14,73**
 Launch Date: **16.10.2008**
 Ref. curr.: **EUR**

Risk Profile

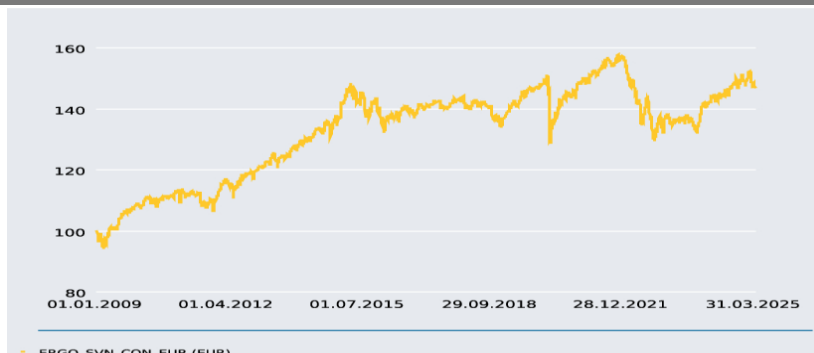


min. risk ○○○○○●●●●● max. risk

Benchmark

MSCI North America	10%
MSCI Europe	20%
JP Morgan Global Govt Bond EMU LC	60%
JP Morgan Cash EMU 6m	5%
ML EMU Corporate Index	5%

Performance



1 Year	1,59%	5 Years p.a.	1,81%
3 Years p.a.	-0,33%	Since Inception p.a.	2,41%

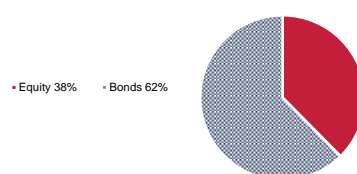
Disclaimer

The past performance shown here is not an indicator of future performance. The Strategy is subject to some investments' risks. The price of Units as well as their income may rise or fall. Changes in interest rates may also produce an increase or a decrease of the value of Units. There is no guarantee that the Strategy meets its objective.

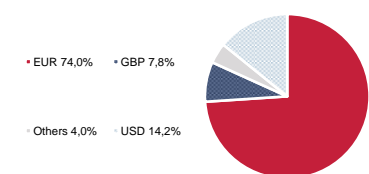
Sub Funds

AMUNDI FUNDS BOND EURO GOVER	22,69%
AMUNDI FUNDS EURO AGGREGATE	19,32%
Amundi Funds Top European Players	13,42%
Amundi S.F. - Euro Curve 7-10year	11,97%
AMUNDI FUNDS Pioneer US Equity Re	8,95%
Amundi Funds European Equity Conser	6,59%
Amundi Funds European Equity Value	4,11%
Amundi Funds US Pioneer Fund	4,09%
Amundi Funds Global Aggregate Bond	2,83%
AMUNDI FUNDS EURO CORPORATE	2,59%
Amundi Funds Euro Alpha Bond	2,19%
AMUNDI EURO LIQUIDITY SRI	0,41%
AMUNDI EURO LIQUIDITY-RATED SR	0,28%
AMUNDI EURO LIQUIDITY SHORT TE	0,26%
AMUNDI FUNDS GLOBAL MACRO FO	0,19%
AMUNDI FUNDS BOND GLOBAL COR	0,06%
AMUNDI FUNDS BOND EURO HIGH Y	0,03%
Amundi Funds Global Subordinated Bor	0,01%
SG MONETAIRE PLUS	0,01%
AMUNDI FUNDS CREDIT UNCONSTR	0,01%
AM MONEY MKT FD SHORT TERM	0,00%
AMUNDI FUNDS BOND TOTAL HYBRI	0,00%
CPR CASH	0,00%
AMUNDI EURO LIQUIDITY SHORT TE	0,00%
BFT FRANCE MONETAIRE COURT TE	0,00%

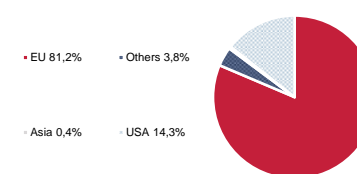
Allocation Equity / Bonds



Currency



Allocation Region



Sectors

Financials	19,60%
Industrials	15,58%
Information Technology	14,44%
Health Care	14,03%
Consumer Discretionary	10,19%
Consumer Staples	9,83%
Telecommunication Services	7,09%
Materials	3,49%
Utilities	3,23%
Energy	2,52%