

The Strategy's aim is to achieve a consistent growth pattern with few fluctuations. The primary focus is to strike a balance between investment stability and investment appreciation. Average investment composition: 50% equity and 50% fixed income and money market.

Date: 30.07.2025
NAV: 19,07
Launch Date: 16.10.2008
Ref. curr.: EUR

Risk Profile



min. risk ○○○○○●●●●●max. risk

Benchmark

MSCI North America	15%
MSCI Pacific	5%
MSCI Europe	30%
JP Morgan Global Govt Bond EMU LC	50%

Performance



Disclaimer

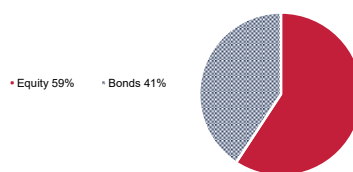
The past performance shown here is not an indicator of future performance. The Strategy is subject to some investments' risks. The price of Units as well as their income may rise or fall. Changes in interest rates may also produce an increase or a decrease of the value of Units. There is no guarantee that the Strategy meets its objective.

1 Year	4,16%	5 Years p.a.	3,03%
3 Years p.a.	2,99%	Since Inception p.a.	3,97%

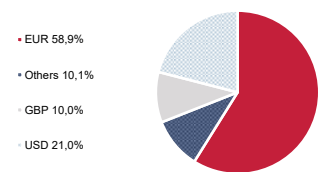
Sub Funds

Amundi Funds Top European Players	18,46%
AMUNDI FUNDS BOND EURO GOVER	15,97%
AMUNDI FUNDS EURO AGGREGATE	14,70%
AMUNDI FUNDS Pioneer US Equity Re:	11,39%
Amundi Funds European Equity Conser	11,10%
Amundi Funds US Pioneer Fund	8,47%
Amundi S.F. - Euro Curve 7-10year	7,84%
Amundi Funds European Equity Value	4,57%
AMUNDI FUNDS EQUITY ASIA CONCE	2,99%
Amundi Funds Global Aggregate Bond	2,12%
Amundi Funds Japan Equity	1,82%
AMUNDI EURO LIQUIDITY SHORT TEI	0,25%
AMUNDI FUNDS GLOBAL MACRO FOI	0,13%
AMUNDI EURO LIQUIDITY SRI	0,11%
AMUNDI FUNDS BOND GLOBAL CORI	0,04%
AMUNDI EURO LIQUIDITY-RATED SR	0,02%
Amundi Funds Euro Alpha Bond	0,02%
Amundi Funds Global Subordinated Bor	0,01%
AMUNDI FUNDS CREDIT UNCONSTR.	0,01%
SG MONETAIRE PLUS	0,00%
AM MONEY MKT FD SHORT TERM	0,00%
BFT AUREUS ISR	0,00%
AMUNDI EURO LIQUIDITY SHORT TEI	0,00%
CPR CASH	0,00%
BFT FRANCE MONETAIRE COURT TE	0,00%

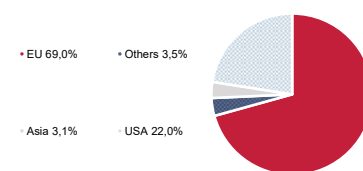
Allocation Equity / Bonds



Currency



Allocation Region



Sectors

Financials	19,35%
Information Technology	18,00%
Industrials	16,18%
Health Care	12,01%
Consumer Discretionary	11,09%
Consumer Staples	8,09%
Telecommunication Services	6,49%
Materials	3,73%
Utilities	2,90%
Energy	2,14%