

The Strategy's aim is to invest a significant part of the assets in government securities and other bonds. This profile fits clients who focus on relative stability, preservation of investment and achieving a modest level of investment appreciation. Average investment composition: 30% equity and 70% fixed income and money market.

Date: **31.07.2025**
NAV: **15,13**
Launch Date: **16.10.2008**
Ref. curr.: **EUR**

Risk Profile



min. risk ○○○○○●●●●●max. risk

Benchmark

MSCI North America	10%
MSCI Europe	20%
JP Morgan Global Govt Bond EMU LC	60%
JP Morgan Cash EMU 6m	5%
ML EMU Corporate Index	5%

Performance



Disclaimer

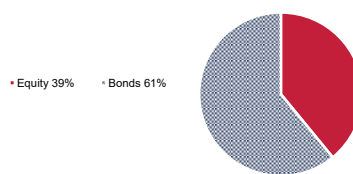
The past performance shown here is not an indicator of future performance. The Strategy is subject to some investments' risks. The price of Units as well as their income may rise or fall. Changes in interest rates may also produce an increase or a decrease of the value of Units. There is no guarantee that the Strategy meets its objective.

1 Year	2,93%	5 Years p.a.	1,11%
3 Years p.a.	1,79%	Since Inception p.a.	2,53%

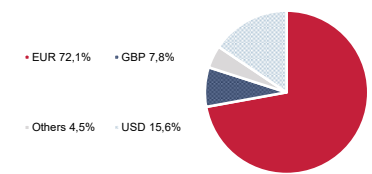
Sub Funds

AMUNDI FUNDS BOND EURO GOVER	21,84%
AMUNDI FUNDS EURO AGGREGATE	19,65%
Amundi Funds Top European Players	13,58%
Amundi S.F. - Euro Curve 7-10year	11,65%
AMUNDI FUNDS Pioneer US Equity Re:	9,48%
Amundi Funds European Equity Conser	6,80%
Amundi Funds US Pioneer Fund	4,54%
Amundi Funds European Equity Value	4,18%
Amundi Funds Global Aggregate Bond	2,83%
AMUNDI FUNDS EURO CORPORATE	2,62%
Amundi Funds Euro Alpha Bond	2,03%
AMUNDI EURO LIQUIDITY SHORT TEI	0,36%
AMUNDI FUNDS GLOBAL MACRO FOI	0,17%
AMUNDI EURO LIQUIDITY SRI	0,15%
AMUNDI FUNDS BOND GLOBAL CORI	0,06%
AMUNDI FUNDS BOND EURO HIGH Y	0,03%
AMUNDI EURO LIQUIDITY-RATED SR	0,02%
Amundi Funds Global Subordinated Bon	0,01%
AMUNDI FUNDS CREDIT UNCONSTR.	0,01%
AMUNDI FUNDS BOND TOTAL HYBRI	0,00%
SG MONETAIRE PLUS	0,00%
AM MONEY MKT FD SHORT TERM	0,00%
BFT AUREUS ISR	0,00%
CPR CASH	0,00%
CPR MONETAIRE ISR	0,00%

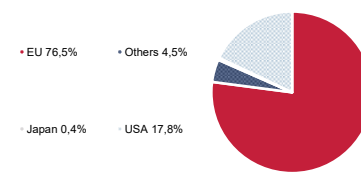
Allocation Equity / Bonds



Currency



Allocation Region



Sectors

Financials	19,88%
Information Technology	17,51%
Industrials	16,12%
Health Care	12,45%
Consumer Discretionary	10,78%
Consumer Staples	8,28%
Telecommunication Services	6,09%
Materials	3,42%
Utilities	3,07%
Energy	2,40%